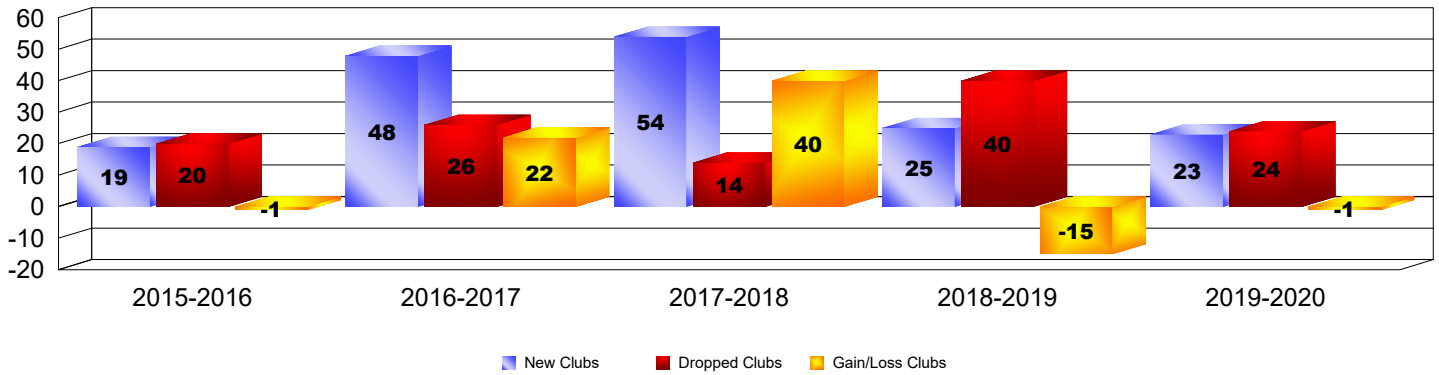


Multiple District 306

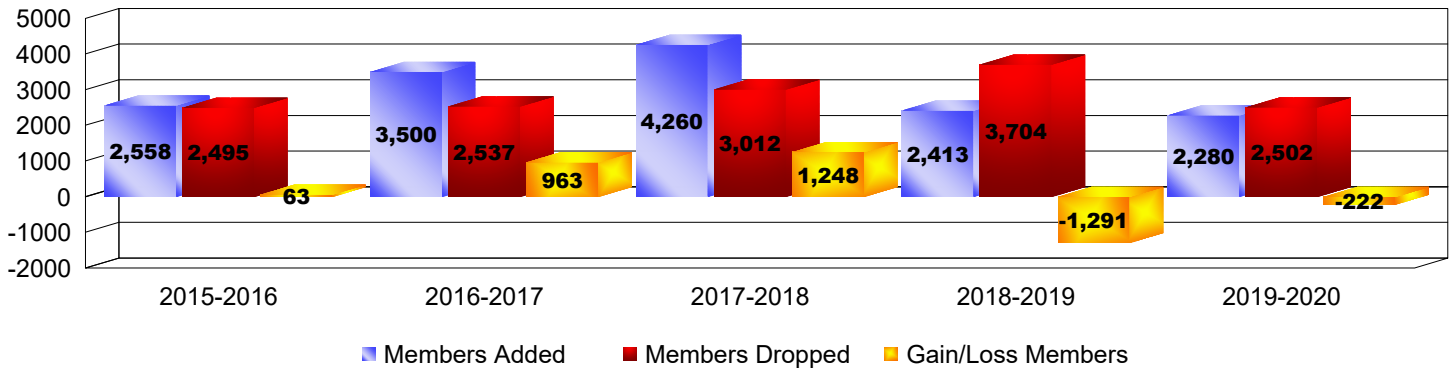
As of June 2020 Cumulative

Year	New Clubs	Dropped Clubs	Gain/Loss Clubs	New Members	Charter Members	Reinstate Members	Transfer Members	Total Member Added	Total Members Dropped	Gain/Loss Members
2015-2016	19	20	-1	1,556	656	302	44	2,558	2,495	63
2016-2017	48	26	22	1,886	1,267	287	60	3,500	2,537	963
2017-2018	54	14	40	2,394	1,431	369	66	4,260	3,012	1,248
2018-2019	25	40	-15	1,121	791	422	79	2,413	3,704	-1,291
2019-2020	23	24	-1	1,393	652	191	44	2,280	2,502	-222
Average	34	25	9	1,670	959	314	59	3,002	2,850	152


Clubs



Members



Membership Composition June 2020 Cumulative



Gender Comparison June 2020 Cumulative

